

证券代码：300487

股票简称：沃尔股份







---

.....	54
.....	<b>55</b>
.....	55
.....	55
.....	55
.....	55
.....	55
.....	56
.....	56
.....	56
.....	56
.....	56
.....	56
.....	57
.....	57
.....	57
.....	57
.....	57
.....	58
.....	58
.....	58
.....	58
.....	59
.....	59
.....	59
.....	<b>61</b>
.....	61
.....	62
.....	63
.....	64
.....	65
.....	66
.....	67

---



		2017	2018	2019	2020	1-9
		2017	2018	2019		
/ /		/	/			
					“	”
			/g			



7-ACA		7-	C
VOCs		VOCs 260 10 Pa	70 Pa 20







1967  
 1990 2005  
 2005 2011 9  
 2017 6 2017 12

2018

CEO

2012  
 " C26 " 2011 8  
 GB/T4754-2011 " C " " 26  
 " " 265 " " 2651  
 "

1

20 30

1






3


I

N

6-APA



C 7-ACA






---

---

1





1

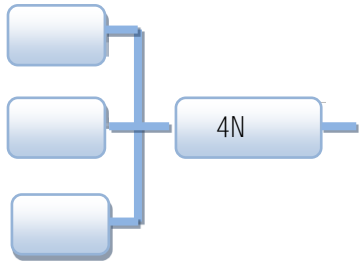
200mg/L

Ga

" "

14

" "



/

90%

---

2007

2008

3C

EV Sales

2019			221		10%
	2018	2.1%	2019	2.5%	
	2019			74%	2019
	85.4GWh		21%	75.6GWh	21.4%
	2019	12			
2021-2035		2025			25% 2025
		12.0	/		
		2.0	/		
		"	"		

USGS 2018

5300		700
13.21%		

Roskil

76%

2016

11.8

63.6%

85.2%

Mg2+/Li+

/

---

---

2

1

CPC

7-

7-ACA

10

50

30

C

CPC

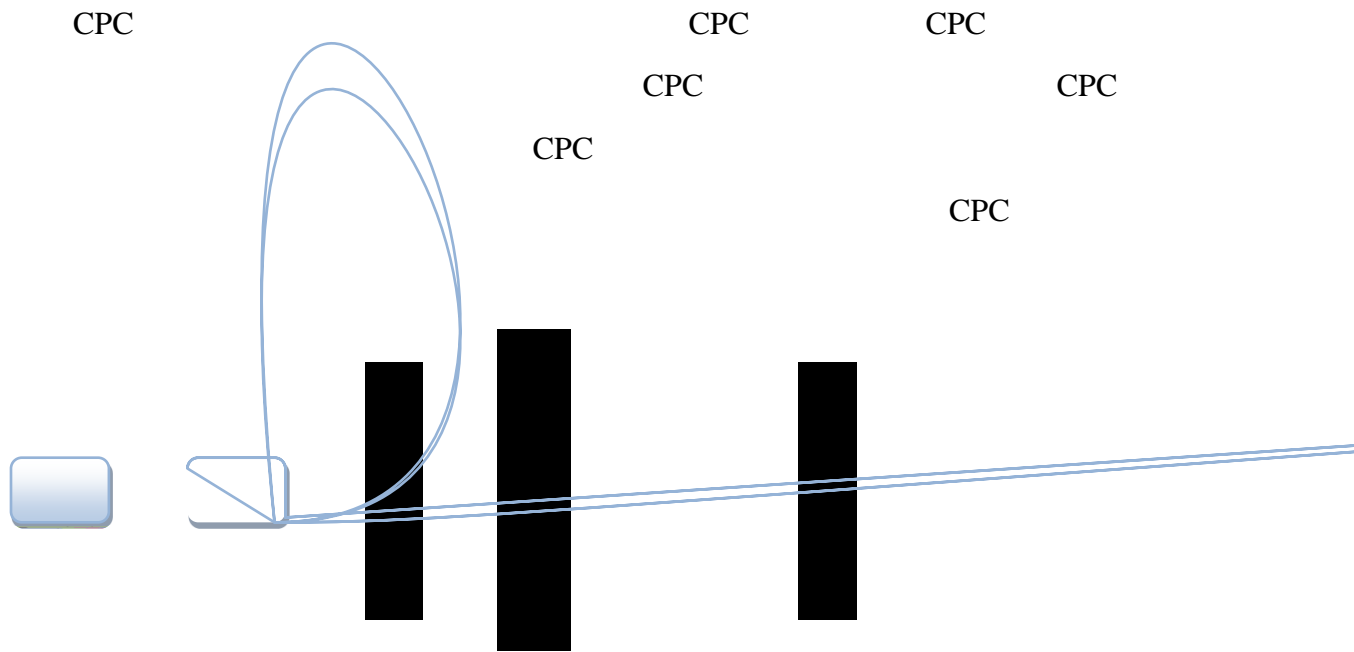
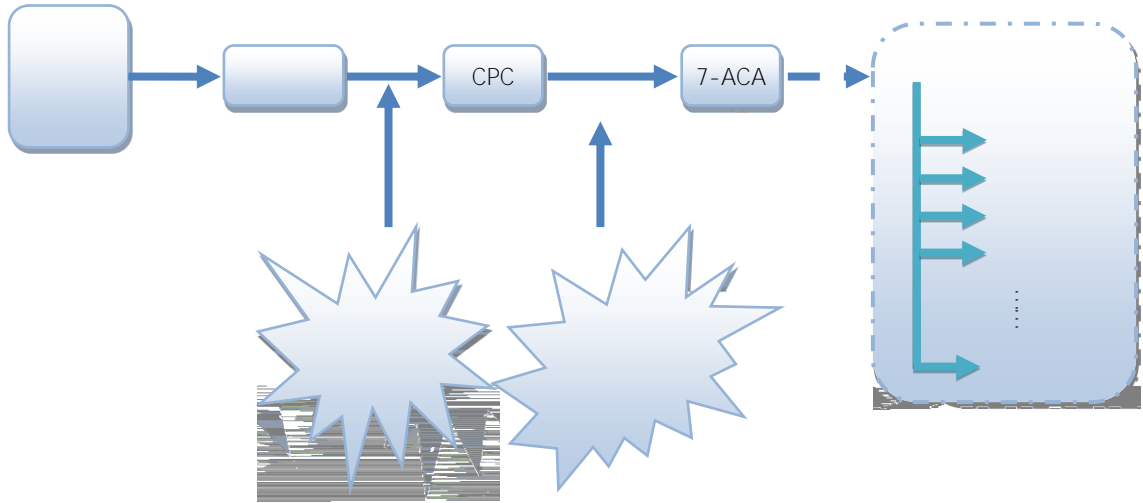
CPC

7-

7-ACA

7-ACA

1-1-22



CPC

CPC

2003

CPC

2004



---

7-ACA 2008  
7-ACA  
7-ACA  
2005 7-ACA  
7-ACA 7-ACA  
2008  
7-ACA  
7-ACA  
7-ACA  
7-ACA  
3  
7-ACA  
8  
2020 6

---

3

4

1-1-26





---

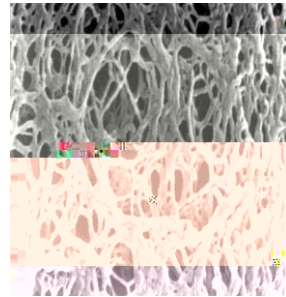

**1**



---

4

1



1-1-31





CPC

CPC

7-ACA

3

4

VOCs

1-1-33



---

3

2016

---

2

”

“ +

---

5

“

”

1-1-37



**1**

-

-

---

**1**

---

1.00 /

---

1		3,397,105	83,874,522.45
2		1,797,305	44,375,460.45
		5,194,410	128,249,982.90

36

12

12,825.00

12,825.00

1-1-41

---

2020 9 30	214,577,642
51,600,000	2



2020

—2022

2020

2020 11 3

<

>

2020 7 23

2020

---

	61011119671019****

	51010219690702****
	99

2011 9

2017 6

2017 12

2011 9

2013

2017 8



30%

30%

3

36

2020



1

2

2020 7 6

**1**

" "

=

/

80% 24.94 /

:P1=P0-D

#



---

A

:

1

2



---

A

20 = 20 /  
20 80% 24.94 /  
2019  
2019 10  
2.50 24.94 / 24.69  
/

1

2

2020 11 3

(A )

1.00

12,825.00

1

44,375,460.45

2

83,874,522.45



	=	÷	
			5,194,410
1		1,797,305	2
	3,397,105		30%

---

12,825.00

12,825.00

**1**

			2017	2019	
44,424.25	63,198.68	101,193.03			50.93%
				2017	15,232.42
	2019	23,299.92	2017	2018	2019
		7,677.27	1,962.24		-4,699.60

**2**

2019

---

2019

2019

**3**

**1**

**2**

1-1-53





---

---

2017	2018	2019	2020	9
15,232.42	16,498.84	23,299.92	27,014.38	
	14.37%	8.88%	10.34%	10.94%

---

10

999

1-1-58







---

---

---

### 三、保荐机构（主承销商）声明（一）

本公司已对募集说明书进行了核查，确认本募集说明书内容真实、准确、完整。

#### 四、保荐机构（或证券承销商）声明（二）

本人已认真阅读西藏黄藤利村新材料股份有限公司定向发行说明书及募集说明书的全部内容，确认募集说明书不存在虚假记载、误导性陈述或者重大遗漏，并对募集说明书真实性、准确性、完整性、及时性承担相应法律责任。

吴坚

吴坚

---

---

---

---

---

---



1

1

2

3



---

7.

"

3

" 1.

2.

3.

ù

ç

%

---

(本页无正文,为《西安蓝晓科技新材料股份有限公司向特定对象发行股票募集说明书》之“发行人董监高声明”之盖章页)

